

THE BEE LINE IS THE MONTHLY
NEWSLETTER OF THE
MIDWESTERN BEEKEEPERS ASSOCIATION
VOLUME 68 NUMBER 6

Membership dues are \$15 per year
(Jan 1 – Dec 31)
Dues for new Members after July 1 are \$7.50

Membership entitles you to:

- Monthly newsletter
- 30-day loan of books from our library
- Free advertising in the newsletter
- Monthly meetings
- Midwestern Beekeepers Association Members closed group on Facebook



Midwestern Beekeeper's Association

**Midwestern Beekeepers Association
Members Closed Group**



MidwstnBeekprSA

*We also encourage our members to join the
Missouri State Beekeepers Association*

**Deadline for newsletter submission is
the 25th of each month.**

***In case of inclement weather on the day
of a meeting, please check one of the
above or call an officer***

General Meeting

Thursday, June 18th, 7 pm

Graceway Church Fellowship Hall

www.midwesternbeekeepers.org

THE BEE LINE

June 2015



Wisps of Smoke By Cathy Misko

Time is flying faster with each birthday; it seems that there is not enough minutes to accomplish my lists! Last month I talked about planting, weeding, supering, making nucs, and managing swarms. Well...I am still at it! The yellow clover is blooming to be followed by the tall breezy white clover; dutch clover crowns the grass if not mowed...all stimulating the honey flow. Watch for beautiful white wax constructed on the inner covers welcoming a honey super! Timing is everything and if desiring comb honey, those supers should go on now. With disappointment I announce that I will not have any apple blossom honey for all my efforts moving the bees to the orchard. This year the weather remained cool followed by days of rain and a short bloom season; hopefully there is next year to try again. Rain is important but abundance will water down nectar limiting honey storage which is the case this year for apple blossom honey. Rain can also keep the bees housed and congested and if the bees cannot fly sometimes they seem to just work on swarm cells; so stay vigilant!

A word of caution-if the hive has a low population-check it, address it and consider decreasing the bees' patrolling space...One of my hives' queen failed, was eaten, smushed... who knows but drone layers got to work.

I did walk the hive as far as possible, shook out the bees, returned just the lower chamber, and successfully requeened it but not before the small hive beetles settled in infecting the upper hive body. I might not have inspected this hive except that I saw drone larva being pulled out. The small hive beetle larva will feast on pollen *and* bee larva. What a mess; keep your hives queen right, strong and in the sun for better beetle control!

For those privileged to attend John Speckman's Non-Grafting Queen Rearing or Cory Steven's Grafting Queen Rearing excitement abounded to learn how to pass on healthy quality genetics either for our own apiaries or for our fellow beekeeper. Queen Rearing is a necessity to successful nuc raising. Hopefully this education to promote sustainable beekeeping with local genetics will continue. Again big thanks to Wes and Wanda Johnston, Laura and Pete Fish, and Dean Sanders who teamed together to provide an excellent professional queen rearing clinic led by Cory Stevens. Keep your eyes open for other clinics throughout the area.

It is no surprise that I dub our last regular meeting "The May Midwestern Carnival!" It was fast paced with something for everyone! All to support the Scholarship Program, many won needed equipment, honey plants, home goods, food....especially some famous cinnamon rolls that I missed out on, custom woodenware, eggs, and even baby chicks! If you were fortunate to win *royalty* from the Queen Raffle, I tip my hat to you; let the vendor know how your queen does! All enjoyed hearing the adventures of our scholarship students; Thank you Kyle Day and Riley Taranto! We were inspired and now have a few more bee jokes!

Continued on Page 2

Even bigger thanks to mentors Dan Ball and Andy Nowachek for instructing these young beekeepers! Anastasia Becker with Drift Watch was informative. (I registered before she came, Easy!) I am now on the map and willing to communicate when necessary. Hopefully applicators will respect hives and farmers will remember that the bees boost successful harvests.



My precious daughter Lillian-Grace, your Missouri State 2011 Honey Queen, is getting married this month. Our house is a hopping and I envision my flowers to resemble Powell Gardens- photo ready! If there is not a rock in the way, then I have planted a plant. For those unaware of the 20 year long Queen Program, Lillian served as an ambassador to the beekeeping industry covering 7,000 Missouri miles teaching and giving presentations. Because of the official title and intensive outreach, she was award 6 credit hours toward an internship for her BA in Public Relations

College Degree. As her beekeeping mom I treasure the time of her reign for it was something that we two were blessed to share together. As Lillian continues her life, our family is excited for what lie ahead for her! Thank you to all who have had a hand enriching and investing into her life. She has turned out with a beautiful heart and has an exciting future!

June's important program will prime us for award winning honey and wax products for the State Fairs regardless of where you live. Some are NOT interested in competition but that is not really what the fairs are about. The focus is showing your state's products, representing honey bees and the industry, and products deserving of another's money- that is, *quality products* demanding pride and presented so to mirror the bees' unceasing and miraculous work! If worthy of the fair, then worthy for your neighbor, gifts, markets, and stores! With the expected signature of the Governor on Missouri's SB500, we should be able to provide quality local honey in our neighboring groceries! Send "samples of thanks" to your representatives...they actually have hinted for some local liquid gold! Come early at 6:00 for room set up and networking! You are an unmatched "Hive of Folks" and I thank you again for all your continual generosity! Cathy M.

Feed the Birds...Hummingbirds

The Recipe

With extra honeybee sugar syrup, why not help feed the hummingbirds? Either dilute bee syrup or mix four parts hot water to one part sugar until completely dissolved. Once it cools to room temperature, it's ready.

To Boil or Not to Boil?

Using really hot water will usually dissolve the sugar. If mixing bulk syrup then boil and store in the fridge.

Seeing Red?

Hummingbirds do not NEED red dye in their syrup...keep it simple!

Honey or Not Honey?

Watered down honey will ferment. Stick to sugar syrup and save the honey for you or your bees!

Helpful Tips:

Sugar water can spoil so consider changing it every few days or even sooner if high temperatures. Mold can grow therefore clean your feeders occasionally to keep feeders fresh and safe for the hummers!

(Adapted from Birds and Blooms)

Silent Auction and Raffle Results

Drum roll... \$767.50
"Hoot and Holler" Hive!
The Youth Scholarship Program is
in its 4th year and we have
awarded 26 awards.
Thank you for all your support,
time and generosity!!!

Volunteer Swarm Retrieval List

*Please note that it is a member benefit
to add your name
to the swarm retrieval list*

Renew your membership if necessary

It is with sincere sympathy that we express our condolences to the family of Jack Lee Thieme, Humphreys, MO. Jack enjoyed sharing about his bees, cattle, family, and volunteering when needed. He will be missed.

Please visit

[www.lindleyfuneralhome.com/
memsol.cgi?user_id=1546192](http://www.lindleyfuneralhome.com/memsol.cgi?user_id=1546192)




Photo courtesy of Charlotte Wiggins



Bees @ The Pro
 Thursday July 2nd
 @ 7:00 p.m.

Matthew Flemming sharing his experiences with all kind of hives! Warre, Russian, Langstroth, Top Bar! He will be covering the pros and cons that he has experienced with each type and then he will share which type of hive he has chosen to use for his bees! Should be a great night!
 Open to all!

These meetings are beekeeping value added programs at the Bass Pro, Independence, MO.

Check our website frequently for updates!



Midwestern Beekeepers
 2015 General Meetings
 Graceway Church

Jul. 16, (Thursday) 7:00 pm

Aug. 9, (Sunday) 2:30 pm

Sep. 17, (Thursday) 7:00 pm

Oct. 15, (Thursday) 7:00 pm

Nov. 15, (Sunday) 2:30 pm

Dec. 13, (Sunday) 2:30 pm

WELCOME NEW MEMBERS

Mark Burr
 Centerview, MO

Roni Dorsch
 Grain Valley, MO

Aja & Tony Hartman
 Kansas City, MO

John & Michele Janorschke
 St. Joseph, MO

Levi & Kelsey Schultz
 Wathena, KS

Ed Summer
 Belton, MO

June General Meeting

Thursday, June 18th, 2015

7:00 PM

Graceway Church Fellowship Hall

(Downstairs)

5460 Blue Ridge Cutoff

Kansas City MO

The Missouri State Fair!

Presented by Dean Sanders

You will learn why it is so important to enter your honey and beeswax. Our very own, Dean Sanders, will share why this is so necessary
(He should know, he has been the State Liaison for how many years!!!?)

How to Bottle your Honey for Judging

and Get your Beeswax Ready

for Blue Ribbons!

Presented by Jim and Tanya Fisher


They have been Grand Champions many, many times so we could not get better teachers!

Bring in your sample honey!

We will have volunteers with refractometers to test your water content.

It is much easier to know water content before extraction and especially before bottling!

So, grab a donation for REAP and come and learn so you are ready for the Fair in August!



Basic Beekeeping by Roger Wood

If you have been following this column, we have spent each month talking a little about timing and your bees. The concept is very important to beekeeping and it is important to you as you try to apply all the tips and tricks. Though we present certain tips in the general month a beekeeper would apply or take heed of the topic on an established hive, the timing of such tips actually depend on the development of your colony's population. A colony that overwintered in late February or early March is actually the size and strength (numbers) of a spring package or nuc the new beekeeper receives in late April or early May. That's a full 6 weeks or two brood cycles (21 days from egg to bee) before the new package or nuc or split is received or started. So you can see where tips for the overwintered colony may be applied 4 to 6 weeks before the spring package. And so, the point of this tip is tips are applied based on the development of the colony not because its March, May or June.

June is our last full month of our main nectar flow. This is true for most of the state of Missouri but the timing can vary as much as two weeks sooner or later. Many times, later means that it probably started later as well.

Continue to pile on the honey supers as long as the bees are collecting nectar and of course stay ahead of your colony's needs. The rate at which bees need space varies again with the strength (numbers) of the hive (and the flow intensity). A full box of bees (1 deep brood box) equals about 25,000 bees, give or take, and that number is approximately the threshold number (there is probably some debate on that number) for a hive to begin to have enough surplus bees to collect surplus honey. If you just started your hive 4 weeks ago, you just completed your first brood cycle (numbers of bees will increase about half). You are just wanting to see your colony grow into at least one full deep brood box (or two mediums if you are going that route). You may struggle to complete a second full brood box before the end of our spring flow. This happens more than not so do not worry. You may need to feed sugar syrup again to help finish comb. Bees will not look at unfinished comb and decide they better finish pulling those frames. They need a reason that makes sense in their world. Feeding is the only way to get the bees to "think" like you do.

The key to the clover flows is soil moisture and sunny days. If summer heat comes early in June and the rains stop, the soil moisture will dry up and even if the clovers are still in bloom, the nectar will slow or stop. Normally, Dutch clover flow starts in May, ends in June. Yellow sweet clover generally start in late May and ends first or second week of July. And white sweet clover starts in early June (sometimes late May) and ends about the middle of July. Again, these times can vary by two weeks either way. Always keep a bloom calendar and record when you first see plants bloom and when they quit. After a few years, you will know within a few days when plants will bloom in your area. There can also be a difference in bloom time between a city location and a rural location in the same county.

Last year in 2014, you may remember, we continued to get rain in the first couple of weeks in July and the clovers continued to provide a sizeable flow into the middle of July in many local vicinities.

Swarming is still a possibility, especially if you have a package hive started in May and it is growing fast.

You may want to concentrate on completing any comb building your bees have started. Moving partial combs to stronger or faster comb building hives will allow you to complete such frames before the nectar runs out. I have seen nectar turn off overnight so you will hope to avoid putting on new foundation or empty frames the last of June if you can. Not that this is the end of the world if they only partially work that last super. It is just a bit of a nuisance to deal with partial combs with some nectar stored in them as well. Just a note: Sharing comb between hives means sharing health between hives (good and bad health). If you suspect virus or AFB/EFB (foulbrood) in any hives sharing those combs would be a bad idea. So you might dispose of comb coming from a sick hive and adding comb from a healthy hive. Replacing the losses with new frames. Truthfully, however, I think the idea that your hives haven't already shared their maladies is a bit of wishful thinking but some people believe it can be avoided and it makes them feel good to try. That would mean of course sterilizing your hive tools (don't forget the frame grips, brush, and frame spreader as well as your gloves and or your hands). Even your bee suit and veil. In for a penny, in for a pound...

If you have an over-wintered or start-up hive from mid-April that is still not a full 10/8 frames of bees and working strong in a second box, you might want to consider replacing that queen. You have just given her the best month of the year to expand the hive, if she didn't put a dent in that plan she won't improve. This is a hard lesson to learn and I still hesitate to make this decision even though I know this hive needs a queen change.

If this is the second season for your queen, you might also consider replacing her. Keeping (or more accurate, relying on) a queen longer than 2 seasons is a gamble against the odds. If you want to keep a queen longer than 2 years for a breeding program, move her to a small colony and keep her egg laying low. Re-queen your production hive.

Continued on Page 8




Honey Plants by Tom Britz



Cooking with
HONEY



Bee on Yellow Clover



Single blossom on a female
Persimmon tree



Blossom cluster on a male
Persimmon tree

As I sit here writing this month's article I can't help but wonder; will this weather ever straighten up? If only it would stop raining and warm up enough our bees would be doing great. I've noticed quite a bit of yellow clover this year, I guess with all the rain it is doing well. While walking our land in Bates County on Sunday May 31, I was amazed at all the different varieties of milkweed I saw. We also checked on the swamp milkweed we got from the Missouri Prairie Foundation last summer and it seemed to be doing fair, but not as tall as the other native milkweeds however. While I was researching for this article I ran across this website for identifying wildflowers:

[http://
www.missouriwildflowerguide.com/
links.html](http://www.missouriwildflowerguide.com/links.html)

While on our walk in bates county I wanted to check on the persimmon trees down by the old pond. We were amazed when we got there at the amount of honey bees working those persimmon blossoms. After doing a little research we discovered some interesting facts about the persimmon. The male and female trees both flower however, only the female produces fruit. Another thing we learned is that the female blossoms are single while the male are in clusters of 2 and 3. This actually excited me a little because for years while doing my rotary mowing (so the honey locust don't take over) in the fall I've wondered what those trees were. I didn't think they were persimmon because I knew they did not fruit. It seemed the honey bees liked the male blossoms as well as the female blossoms. Missouri Department of Conservation has a great site with lots of good info on this native jewel of a pollinator tree.

[http://mdc.mo.gov/discover-nature/
field-guide/persimmon](http://mdc.mo.gov/discover-nature/field-guide/persimmon)

Happy Beekeeping!

Tom



Classic Honey Mustard Dressing

- 1-1/4 cups - fat-free mayonnaise
- 1/3 cup - honey
- 1 Tablespoon - vinegar
- 2/3 cup - vegetable oil
- 1 teaspoon - onion flakes
- 2 Tablespoons - chopped fresh parsley
- 2 Tablespoons - prepared mustard

In small bowl, whisk together all ingredients until blended. Cover and refrigerate until ready to serve.

Birthday Breakfast Cookie

Cream together in large mixing bowl:

- 1 c softened butter
- 2/3 c raw white sugar
- 2/3 c unpacked brown sugar
- 1/4 c honey

Add:

- 3 beaten eggs (room temp)
- 2 tsp vanilla

Mix:

- 1 c unbleached flour
- 2 c rolled oats
- 1/2 tsp sea salt
- 1 tsp heaping baking powder
- 1 tsp cinnamon
- 1/4 tsp nutmeg (opt)
- 2 c chocolate chips
- 1/2 c chopped nuts

Blend. Spread evenly on greased 13"x18" sheet cake pan. Bake 20 mins @ 350. Start the day with a Happy Birthday candle and wish!

For more recipes, visit

The National Honey Board :

<http://www.honey.com/recipes>



What do you call
bees buzzing in
unison?

A Sting-a-long!

2015 Officers

President

Cathy Misko
cathymisko@earthlink.net
660-656-3485

1st VP/Programs

Laura Fish
ddetailsfish@gmail.com
816-809-1629

2nd VP/Membership

Tanya Fisher
t.fisher@kinglouie.com
816-322-9245

3rd VP/Publicity/Editor

Janice Britz
britzjs@gmail.com
816-419-1327

Secretary

Cindy Connell
Goldwingers2004@yahoo.com
816-732-6579

Treasurer

Wes Johnston
Wj2@kc.rr.com
816-392-4960

Auditor

Open

Member Spotlight

Doug Pontious In Between Honey Farm



1. When did we start beekeeping and how did we become interested in bees?

We started beekeeping in 2010. On a trip home to my family farm, my father sent us home with a trailer load of beekeeping equipment that had sat unused in the shed. My father and grandfather were both beekeepers in the 70's and 80's or if you asked my father he said they were more bee "havers" than beekeepers. I did help my father in the late 80's but mostly remember it as chores at that time. Due to life and now what we know to be varroa mite devastation, my father stopped working with bees and just stored the equipment.

2. What process have we done to learn about managing our bees?

I started by reading every book I could find, and joined the Midwestern Beekeepers Association, along with that I have learned through my hands on experience over the last few years. I also like to ask other beekeepers questions- no two beekeepers are the same.

3. What has been the greatest hurdle in keeping bees?

Our greatest hurdle has been over-wintering bees. We try adjusting one thing each year to see if we improve our odds.

4. What has been our greatest success in keeping bees?

One of the greatest successes I see in keeping bees is getting my little nieces involved. They are loving it, they have even gone back to school and shared what they have learned with their classmates. I really enjoy sharing my passion of bees with others and watching their passion grow.

5. Where are your bees located?


Our bees are located on the back of our 8 acre property near Lathrop, MO. Eventually, I hope to grow and expand and have multiple locations.

6. Anything else you would like to add?

There is not one "better" way to do things. Take in advice from others and use what works for you and your bees.



Library News by Tom O'Neill



The latest purchase for the library is THE BEEKEEPER'S PROBLEM SOLVER: 100 COMMON PROBLEMS EXPLORED AND EXPLAINED BY James E. Tew.

This book covers the 100 most general beekeeping problems and their solutions. Dr. Tew has worked with bees for almost 40 years and draws from both personal and professional experience. Lots of color photos and good information for new beekeepers as well as old pros.

We also have two donations: Wes and Wanda Johnston gave us QUEEN REARING ESSENTIALS (Second Edition). This was the textbook used in the May 2nd queen rearing class in Smithville. Cheryl Westra donated a hard cover copy of BEEKEEPING IN THE MIDWEST, covering all the basics from equipment, seasonal management and all the various manipulations and procedures necessary in beekeeping.

Thanks for our donations and all the folks that use our library each month. See you at the next meeting

Missouri State Beekeepers Association

We did it! Thanks in part to all your calls and emails, the honey bill passed on Friday with three hours left in the session!

Senate Bill 500 was brought to the floor Friday afternoon, stripped of extraneous amendments and passed in its original form, by a vote of 141-5. A couple of St. Louis area legislators took to the floor, saying they had heard from numerous beekeepers and that we really needed this bill!

Full details on the bill and its journey through the legislature will be in our June newsletter.

Thanks so much for your help! If you contacted your representative, don't forget to do so again and thank him or her if they voted our way.

Eugene Makovec
editor@mostatebeekeepers.org

National Strategy to Promote Pollinator Health, read about it here:

<https://www.whitehouse.gov/blog/2015/05/18/announcing-new-steps-promote-pollinator-health>

1st Board Member

Dean Sanders
816-456-4683

2nd Board Member

Steve De Caigney
816-257-5258

3rd Board Member

Terry O'Bryan
obryanterry@yahoo.com
816-805-6779

Librarian

Tom O'Neill
Thomaso3257@towerns.net
660-747-7073

MO Beekeepers Assn. Liaison

Dean Sanders
816-456-4683

Webmaster

Cheryl Westra
cheryljwestra@gmail.com
816-509-5883

Honey Plants

Tom Britz
Tbritz33@gmail.com
816-419-6816

Hospitality

Rick Messenger
Lindarick95@gmail.com
660-827-4489

Nuc Initiative

Stuart Dietz
stuartadietz@aol.com
785-304-5905

Urban Liaison

Ezekiel A. Amador III
zekeamador@aol.com
816-612-9030



FYI from the Editor by Janice Britz

Basic Beekeeping by Roger Wood

Continued from Page 4

Scholar Update From Jacqueline Janorschke:

Lots of people certainly are involved with the Midwestern Beekeeping scholarship students and I wanted to thank you again for all the support you have given, and let you know what opportunities I have had lately. I first explored beekeeping for my SAE, or Supervised Agricultural Experience in FFA. During my research I discovered Midwestern Beekeepers Association. At the time I did not know what that discovery would lead to.

I began last spring with the scholarship package and I purchased two nucs. I caught two swarms, and managed to keep one of them, plus did a split. Those five hives survived until that very last cold spell, when I lost two of them. Not knowing what to expect over the winter, I did order seven nucs which arrived May 2nd. I picked up three packages from a Maryville beekeeper in April when he had spares, and have also done some splits, so I am up to 15 hives today. I was busy with my family getting wooden ware ready during the cold months! To help pay for those costs, I used my honey sales money from last season. I also competed for Apple Blossom Queen, winning \$500 and the title, so that helped a lot to cover some of my beekeeping expenses. We planted a good mix of wildflowers and clover as food plots for pollinators, birds and deer.

In February I did three bee presentations in one week. I was able to speak to a 5th and 6th grade science club at Lake Contrary, for our Doll Club at St. Joseph Museums, Inc. and I also did a presentation for Girl Scout Troop 8015 Northeast KS/Northwest MO. In April I did a presentation for a 7th grade class at one of the Catholic schools. They had just finished a unit on pollination. Cathy Misko invited me to help with the National Ag Hall of Fame Backyard Babies event, as well.

Besides doing presentations, I have used honeybees as the topic of many speeches. In April 2014 I placed second place in division II public speaking at the Missouri FFA Convention with a speech on bees. Last fall I placed second in the district level of the Missouri Association of Soil & Water Conservation Districts public speaking contest. Their topic this year was, "Local Pollinators: Your Hard Working Heroes". I also did a speech for FBLA this winter discussing what I had learned about the beekeeping business. Then last month I placed first place in the advanced public speaking contest at the Missouri FFA Convention, which means I will represent Missouri at the finals held this October during the National FFA Convention.

Not only do I get to represent Missouri in the public speaking contest, I also won the state proficiency award in specialty animal production for my bees, so I will compete nationally in that as well. I have been busy the last few weeks filling out the paperwork for the national level. All of these successes helped me get selected to HYPE (Helping Youth Prepare for Excellence) Academy, which is for the top thirty rising agriculture seniors in Missouri. We will learn how to be a better advocate for agriculture. I am looking forward to attending HYPE in July, shortly after I return from Missouri Girls State.

If anyone has a group interested in having me give my Bee Informed speech, I would love to have opportunities to do that before I go to nationals in October. It is an eight minute speech. At nationals we answer five minutes of questions following the speech.

Time to start thinking about harvesting honey. Remove and extract any supers of well ripened honey. Some folks will run out of boxes or the hive stack is too high to work and they will extract to reuse or reduce the stack. A rule of thumb is if the frame is capped, the honey is ripe, however, checking the actual moisture content is the only way to know for sure. That said, I personally have never measured my honey's moisture content. I have always followed these tips and I have never had an issue. The second rule of thumb is that you can extract a frame even if it has open cells of honey as long as over 50% of the cells are capped. You can expand this to include the ratio between all frames rather than by the frame. So if you have one fully capped frame and one only $\frac{1}{4}$ capped, you can extract both frames fully and your moisture content should be ok. The last tip is turn the frame on it's side with the open cells facing down and shake. If nectar drips out it is not ripe enough. Because we have some very humid summers, the bees may not cap their honey due to the high humidity. I have had to wait until August for the bees to cap their honey. Those years, I might have measured my moisture content to avoid the delay.

Time to begin thinking about your varroa mite populations. Their numbers have been growing all spring and once you have your honey off, you can sample the brood nest more easily. To determine if you mite load is too high: 50 or more mites drop on a sticky board in a 24 hour period or 5 mites per 100 bees are found using a sugar shake or alcohol wash.

Make sure your bees have water for the approaching summer heat. They need lots of water to cool their hive in the summer.

Midwestern Beekeepers' Spring!





Conferences & Events

June 20, 2015

10am-3pm

Powell Gardens

***Buzz! A Celebration of
Pollinators in the Garden***

Midwestern beekeepers and youth will celebrate National Pollinator Week at Powell Gardens to spread the buzz about bees!

www.powellgardens.org/pollinators

June 15-21, 2015

National Pollinator Week

Plant for a Pollinator!

June 22 -23, 2015

Cultivate KC

Urban Grown Tour

[www.cultivatekc.org/
urbangrowntour](http://www.cultivatekc.org/urbangrowntour)

July 9 -11, 2015

Heartland Apicultural

Society Conference

Albion, Michigan

www.heartlandbees.org

July 11, 2015

9am-3pm

Alexander Majors Barn

Artisan Day

Midwestern will be providing a Beekeeping Class and Products from the Hive at Alexander Majors Barn 8201 State Line for a celebration of handmade goods! Please call me if you want to sell your bee products.

Cathy (660) 656-3485

www.wornallmajors.org/artisan-day/

Oct. 16-17 2015

Mo State Beekeepers Assn
Fall Conference

www.mostatebeekeepers.org

January 5-9, 2016

***North American Beekeeping
Conference and Trade Show***

Sawgrass Marriott Golf Resort & Spa

Ponte Vedra Beach
(Jacksonville), Florida

www.abfnet.org



<http://www.mostatefair.com/>

August 11, 2015, 5 pm

Apiculture Entry Deadline

Apiculture Rules & Classes

[http://www.mostatefair.com/wp-content/uploads/2015/04/
agriculture.pdf](http://www.mostatefair.com/wp-content/uploads/2015/04/agriculture.pdf)



MARKETPLACE

Crooked Hill Beekeeping, LLC.
Bill and Tammy George
19133 LIV 355, Chillicothe, MO 64601,
(660)214-0132

www.chbeekeeping.com

Open by appointment most days. Store is located on our farm; early, late and weekend hours are available.

ackaged bees and NUCs available in the spring. Locally manufactured high quality woodenware in stock.

We offer a complete line of beekeeping supplies and equipment. Including: Woodenware (assembly and painting available), frames, foundation, smokers, tools, bee suits, Bug Bafflers, veils, books, feed supplements, honey containers, extracting equipment, NUC boxes, materials to build your own hives

Draper's Super Bee
Brenda and Larry Draper
914 S Street, Auburn NE 68305
402-274-3725

Monday through Thursday 8 am to 5pm.
Closed from 12 to 1 pm.

We offer fast and courteous service to all beekeepers. We sell all the supplies for beekeeping supplies, containers, bee pollen and honey for those who run short. Order is shipped the same day as received in most cases. Free catalog available on request. Pick up orders at our warehouse must be pre-ordered. Pick up by appointment only

Fisher's Bee Supplies
Ed Fisher
4005 N.E. 132nd Street, Smithville MO
64089
816-532-4698

Monday through Friday from 9 am to 5 pm
Saturdays after 8:30 am Call in advance to make sure we are here.

We carry a complete line of beekeeping supplies. See us for your woodenware, smokers, containers, foundation, extractors, beekeeping books, queens and package bees. We also have extractors for rent. We will trade your wax for supplies.

*Do you need your honey supers extracted? If so, contact
Jim Fisher 816-918-6648
for custom extracting*

Heartland Honey and Beekeeping Supplies

Joli Winer and Cecil Sweeney
19201 S. Clare Rd., Spring Hill KS
66083
(913) 856-8356

joli@heartlandhoney.com

Monday through Friday (closed
Wednesday) from 10:30 am to 5:30 pm
and by appointment

We appreciate when you call your orders in ahead.

We carry a complete line of beekeeping supplies including woodenware, smokers, extractors, books, queens, package bees and containers. We will trade wax for supplies.

Hive Sweet Hive
Mike & Tom Falconnier
313 SW 1451st Rd
Holden, MO 64040
[816-732-4846](tel:816-732-4846)

We are a local family wood shop and we manufacture beekeeping wood ware of all types, including Langstroth and the Kenya Top Bar. Custom design available. We also have frames and foundations. All our wood ware is available assembled or unassembled. Please call in advance so we can have your order ready when you arrive

Jordy's Honey
Robert Hughes
12333 Wedd Street, Overland Park KS
66213
913-681-5777

Monday through Friday 8 am to 6pm
Weekends by appointment

Please call in advance so we can have your supplies ready when you arrive. We carry a full line of beekeeping supplies. Bee hives, supers, frames, foundation, honey containers, smokers, beekeeping books, queens, packaged bees and much more.

Ozark Cedar Hives
Bob Owen
1113 Everest Rd
Galena, MO
(417) 559-0506

www.ozarkcedarhives.com

Manufacturers of superior quality cedar hives here in our family shop. We make Langstroth (8 or 10 frame design) and Warre hives (with or without windows). We also have frames and foundation.

Name Tags (\$8)

available to purchase

at general meeting

Stain Glass Spinners \$25

Place your orders @660-656-3485



www.mo.driftwatch.org

Consider registering your hives and post info in local agriculture center/ stores

Bee Culture

The Magazine of American Beekeeping

<http://www.bee-culture.com/>

AMERICAN BEE JOURNAL

<http://www.americanbeejournal.com/>

TANYA FISHER

P O BOX 132

RAYMORE MO 64083

ADDRESS SERVICE REQUESTED

NONPROFIT ORGANIZATION

U.S. POSTAGE PAID


WARRENSBURG MO

PERMIT NO. 16

General Meeting
Thursday, June 18th, 7 pm
Graceway Church Fellowship Hall

Bring in your sample honey!
We will have volunteers
with refractometers
to test your water content.

www.midwesternbeekeepers.org



The question that I NEED answered:

Topic that I would LOVE to have covered:

Cut this out and bring it to next month's meeting or feel free to e-mail me, Laura Fish @ DDe-tailsfish@gmail.com with your questions or topics that you want covered! I look forward to hearing from you!

Graceway Church

Parking Directions

General parking is on the West Side and use the main entrance.
Drop-off and wheelchair only access on the south.

Let's Pay it Forward!

Our meetings are free but to show appreciation for Graceway's sponsorship, please bring one the following to our monthly meeting to aid Raytown Emergency Assistance Program, REAP.

Non – Perishable Food Item

School Supplies

New Toy