



Blowing Smoke

By Bob Williams, President

We all make mistakes, right? I will describe one of my most recent mistakes, so hopefully you won't repeat it. The tale of two swarms, both about medium size. After about two weeks, I noticed that one colony was queenless, so I decided to combine it with one that was queen-right. The queen-right colony was in a Nuc, and the queenless colony was in a hive body. I put the queen-right colony, in the hive body, where the queenless colony was, and moved the queenless colony to an upper hive body separated by newspaper. An epic battle must have followed, because there were several hundred dead bees on the ground the next morning. What I should have done, was to leave the queenless colony, in the lower hive body, and put the queen-right colony above them, separated by newspaper. By the time they ate through the newspaper and said their howdy do's, they would have been used to each other. The queenless foragers were out doing their job, only to return to what they thought were invaders, and the fight was on. Everything is alright now, but too many lives were lost, so that I might learn a lesson.

The silent auction and queen raffle at the May 19th General Meeting was a great success, bringing in nearly \$850 for the Youth Scholarship Fund. A special thank you to all who contributed their time, cash donations and items for the auction.

I want to thank John Speckman for his presentation on "VSH Queens" at the May 2nd Value Added Meeting. John spoke of the different types and characteristics of the VSH Queens. He also stated that he would have the VSH Queens available beginning in mid-June @ \$20.00 each. John currently has about 400 hives and has been raising queens for many years. For more information or to order queens, contact John Speckman at bikenbees@yahoo.com. Thanks also to Brian Schlueter of Moonstruck Meadery, in Bellevue, NE for his presentation at the May 19th. General Meeting. Brian spoke of the many types and flavors of mead and explained the process of making it, and also provided samples for folks to taste. He also explained the process of developing a meadery business. He answered a lot of questions and invited folks to call or email him with any further questions about how to start a meadery or to make mead. You can visit their website at <http://www.moonstruckmead.com/> or email him at brian@moonstruckmead.com. I also want to thank Wes and Wanda Johnston for hosting the Question and Answer Session for the beginning beekeepers before the General Meeting. I know they enjoyed it, and I think a good time was had by all.

JUNE 2016

GENERAL MEETING

Thursday, June 16, 2016

Bass Pro Shop

Independence MO

6:30 PM

Q&A Session for

Beginning Beekeepers

7:00 PM

General Meeting



VALUE ADDED MEETINGS

Monday, June 6th, 7:00 PM

Monday, July 11th, 7:00 PM

Bass Pro Shop

Independence MO



In case of inclement weather on the day of a meeting, please check our website, Facebook, or call an officer.



Is available on the website for membership and nametags.

www.midwesternbeekeepers.org

Member Password is

"Smoker"



MidwstnBeekprsA

Midwestern Beekeeper's

Association

Midwestern Beekeepers

Association

Members Closed Group

Sometimes, we don't get the newsletter out in time for the Value Added Meeting, because they usually occur very early in the month. I invite you to visit our website on a regular basis, so you do not miss anything of interest. Just a reminder, National Pollinator Week is coming up this month, June 20-26, 2016. This month's Value Added Meeting on Monday, June 6th, at 7:00 PM, will be all about the Missouri State Fair and what you need to do in order to enter. The topic for the General Meeting on Thursday, June 16th, at 7:00 PM will be "How to Expand Your Apiary Through Splits and Raising Queens," presented by Jeffery Madrox of Springfield, MO. Come join us, it'll be fun!!!

Welcome New Members

John Teeter
Lenexa, KS

Dave Hasselman
Independence, MO

Steve Drury & Keith Jones
Lee's Summit, MO

Dave Butterfield
Holden, MO

Brian Schlueter
Moonstruck Meadery
Bellevue, NE
Lifetime Member

Jerry & Lou Loyd
Lee's Summit, MO

Gregory Swartz
Kansas City, MO



Conferences & Events

June 25, 2016

**Advanced Beekeeping:
Pests & Disease Diagnostics**
University of Nebraska
Mead, NE
www.entomology.unl.edu/2016beeworkshops.pdf



July 9, 2016

**Queen Rearing
Advanced Workshop**
Powell Gardens, Kingsville, MO
Cory Stevens, Certified Master Beekeeper and Queen Breeder
Heartland Beekeeping Partnership and Powell Gardens, for more info
Cathy Misko 660-656-3485
cathymisko@earthlink.net or
Bruce Bird, birdb1@mac.com



July 14-16, 2016

**Heartland Apicultural Society
Annual Meeting**
Bowling Green, KY
www.heartlandbees.org



August 11-21, 2016
Missouri State Fair
Sedalia, MO

Contact
Dean Sanders
(816) 456-4683
to volunteer to work the
Missouri State Beekeepers
Association booth




October 14-15, 2016
2016 Fall Conference
Missouri State
Beekeepers Association
The Lodge of the Four Seasons
Speaker Randy Oliver
www.mostatebeekeepers.org

Heartland Beekeeping Partnership

Heartland Beekeeping Partnership has been recently founded by Bruce Bird (Sedalia) and Cathy Misko (Centerview) who both share a passion for education and investing in others. Bruce is a well seasoned beekeeper, Past President West Central Beekeepers Assn. and State Fair College Beekeeping Instructor. Cathy is Immediate Past President Midwestern Beekeepers Assn, a 27 year beekeeping veteran, and thrives on community outreach. Acknowledging the "Beekeeping Revolution," the Heartland Beekeeping Partnership has been established for the purpose to bring advance workshops, professional speakers, and noteworthy topics bi-annually to western and central Missouri beekeepers, regional clubs and associations. HBeeP's initial inspiration was gleaned from the respected BeeSpeakSTL organization which was co-founded by John Timmons and Jane Sueme. HBeeP looks forward to collaboration from regional clubs and beekeepers via the sharing of ideas to insure beekeeping enrichment therefore making Heartland Beekeeping Partnership a true partnership. No required membership; however, communication is honored to help meet continuing educational needs while respecting State Conference schedules. HBeeP's first launch is *Queen Rearing Advanced Workshop* instructed by Certified Master Beekeeper and VSH Queen Breeder Cory Stevens this July 9th, Powell Gardens, Kingsville MO. Contact cathymisko@earthlink.net or bird1@mac.com.





Pollinator Week is a time to celebrate pollinators and spread the word about what *you* can do to protect them

Nine years ago the U.S. Senate's unanimous approval and designation of a week in June as "National Pollinator Week" marked a necessary step toward addressing the urgent issue of declining pollinator populations. Pollinator Week has now grown into an international celebration of the valuable ecosystem services provided by bees, birds, butterflies, bats and beetles.

The Pollinator Partnership is proud to announce that June 20-26, 2016 has been designated National Pollinator Week by the U.S. Department of Agriculture and the U.S. Department of the Interior.

POLLINATOR WEEK WAS INITIATED AND IS MANAGED BY THE POLLINATOR PARTNERSHIP.

<http://www.pollinator.org/pollinatorweek/>



<http://www.honey.com/>



June General Meeting
Thursday, June 16, 2016
Bass Pro Shop at Independence MO



6:30 PM

Q&A Session for Beginning Beekeepers

7:00 PM

***"How to Expand Your Apiary
 Through Splits and Raising Queens"***

Jeffrey Maddox

**President of Beekeepers Association
 of the Ozarks**

www.aFutureWithBees.Com



Value Added Meetings

Monday, June 6, 2016, 7:00 PM

Bass Pro Shop, Independence MO

"Missouri State Fair"

Steve & Debbie DeCaigney

Monday, July 11th, 2016, 7:00 PM

Bass Pro Shop, Independence MO

Herc-U-Lift Beehive Lift Demonstration



Community America Credit Union Transactions for the Month of April 2016	
Bank Balance as of March 31, 2016	\$ 14,910.31
Total Receipts Deposited	268.14
Total Expenses Paid (-\$ 1,454.60 Pending)	-1,351.64
Interest on Savings & Checking Account	.60
Bank Balance as of April 30, 2016	\$ 13,827.41

A complete report is available under the member's area on the website.

2016 Officers

President

Bob Williams

thebeltonbee@gmail.com

(816) 331-6634

Immediate Past President

Cathy Misko

cathymisko@earthlink.net

660-656-3485

1st VP/Programs

Tom Britz

tbritz33@gmail.com

816-419-6816

2nd VP/Membership

Wanda Johnston

wj@kc.rr.com

(816) 392-4960

3rd VP/Publicity/Editor

Janice Britz

britzjs@gmail.com

816-419-1327

Secretary

Cindy Connell

Goldwingers2004@yahoo.com

816-732-6579

Treasurer

Wes Johnston

Wj2@kc.rr.com

816-392-4960

Auditor

Robert Burns

rburnshoney@gmail.com

(913) 481-3504

1st Board Member

Laura Fish

ddetailsfish@gmail.com

816-809-1629

2nd Board Member

Dean Sanders

816-456-4683

3rd Board Member

Steve DeCaigney

816-257-5258



Please contact Dean Sanders @ 816-456-4683 to sign up to work the fair booth. You may also visit Dean at the General Meetings to sign up. It is a fun day and a great opportunity to show our state how valuable honeybees are to everyone.

<http://www.mostatefair.com/>



For General Information and online registration visit:

<http://www.mostatefair.com/competitions/how-to-enter-premium-guide>



For information on Agriculture (Apiculture) and online registration, visit:

<http://www.mostatefair.com/competitions/how-to-enter-premium-guide/agriculture-home-economics>



For information about rules and classes. Entries into the Apiculture Division, see Section B, Apiculture, Pages 2-3.

<http://www.mostatefair.com/wp-content/uploads/2016/premium-guide/agriculture-home/agriculture.pdf>



**Deadline for newsletter submission
is the 25th of each month
Contact britzjs@gmail.com or (816) 419-1327**

Password for newsletters on website
Password is "Smoker"



Missouri State Fair Entries

Youth scholarship students are required to provide at least one State or County fair entry related to honey or honeybees. The Missouri State Fair is a great way to complete this requirement and Midwestern Beekeepers will help you. For those beekeepers starting out, entering the Missouri State Fair is a way to bring recognition to your products and help with marketing to your customers.

Entries are made individually or as a group under Midwestern Beekeepers Association. By having members enter under Midwestern Beekeepers Association, our reputation for a quality club with high standards is maintained. We would encourage you to consider entering both as an individual and under our association.

All contest items will need to be brought to the Agriculture Building by 5 PM on Monday, August 8, 2016. The judge will complete the competition judging on Tuesday, August 9, 2016. The fair begins on Thursday, August 11 and will run through Sunday, August 21, 2016. Tuesday is judging day, so no entries will be accepted after 5 th PM Monday, August 8, 2016.

You may take your own entries to the fair on August 8th or Midwestern Beekeepers Association will take your entries for you. We will be having our annual picnic on Sunday, August 7th at Fleming Park in Blue Springs, MO and you may bring your entries to the association on the 7th. More information to come later.



Online Registration for the Missouri State Fair is now open.

For more information and to register, visit,

<https://mosf.fairmanager.com/>

An example of the registration page is shown below.

Department: 61 - Agriculture: Apiculture

Division: 61A Apiculture, Individual Classes

Class: 04 : Light/Amber extracted honey, 3 @ 1 lb. jars

Description:

Add Entry to Cart

2016 Officers

Librarian

John Martin

jmartin98@comcast.net

816-726-6371

MO Beekeepers

Assn. Liaison

Dean Sanders

816-456-4683

Webmaster

Michelle Williams

thebeltonbee@gmail.com

(816) 331-6634

Honey Plants

Debbie DeCaigney

816-719-3615

debrats@sbcglobal.net

Hospitality

Rick Messenger

Lindarick95@gmail.com

660-827-4489

Nuc Initiative

Stuart Dietz

stuartadietz@aol.com

785-304-5905

Urban Liaison

Ezekiel A. Amador III

zekeamador@aol.com

(816) 612-9030



We are currently seeking volunteers to review our bylaws for: redundancy in provisions; updating or removal of outdated provisions; better clarification of provisions; update the chronological history of the bylaws; and seek input from the membership. To be on the committee you must be a member, have opinions and willing to voice them, able to communicate by email and receive PDF and/or Word/WordPerfect documents. If you are interested, please contact **Wes Johnston (816) 392-4960** or at wj2@kc.rr.com. Your assistance is greatly appreciated.

Honey Plants

By Debbie DeCaigney



Yellow sweet clover is blooming in the fields and along the road sides. Bees bring in yellow to dark yellow pollen from yellow sweet clover. Sweet clover is a major source of nectar. Domestic honeybee hives near sweet clover can yield up to 200 pounds of honey in a year.

Asparagus is growing and bees bring in bright orange pollen from this plant.

The major honey flow for this area should be in full swing when it quits raining.



Library News

By John Martin



Our library is an extensive resource, including new and older titles plus videos.

Please examine the entire list of titles on our website, then make your request to John, by email or phone call, and he will bring your requested books or videos to the General Meeting.

To make a request,

Go to: www.midwesternbeekeepers.org/library/;

View the list and make your selections, include the book number from the left column and title; and;

Contact John Martin at

jmartin98@comcast.net

or 816-726-6371

You must be a member of Midwestern Beekeepers Association to check out books or videos.



Hold the Date
2016 MSBA Fall Conference Info
October 14-15, 2016
Be sure and block out this weekend to attend our 2016 MSBA Fall Conference, being held at the Lodge of the Four Seasons, Lake of the Ozarks. Keep checking our webpage, MoStateBeekeepers.org for updates. Randy Oliver will be our speaker.



US MiteCheck Interactive Map

www.mitecheck.com

The US MiteCheck Interactive Map has been launched! A joint effort by the University of MN Bee Squad, Michigan State University Michigan Pollinator Initiative, University of Maryland College Park's VanEngelsdorp Bee Lab and the Bee Informed Partnership. MiteCheck was founded to share varroa mite population information among beekeepers and provide an opportunity for beekeepers to join a 'beekeeper citizen science' effort. If you keep bees in the US, please share your powdered sugar roll mite test results with us via this survey at www.mitecheck.com. Help us learn about *Varroa destructor* mite infestations across the country at the county level. Check out the map to see if mite levels have been reported in your county.





Basic Beekeeping

By Kyle Day

June is our last full month of our main nectar flow. This is true for most of the state but the timing can vary as much as two weeks sooner or later. Many times, later means that it probably started later as well.

Continue to pile on the honey supers as long as the bees are collecting nectar and, of course, stay ahead of your colony's needs. The rate at which bees need space varies again with the strength (numbers) of the hive and the flow intensity. A full box of bees (1 deep brood box) equals about 25,000 bees and that number is approximately the threshold number (there is probably a debate on that number) for a hive to begin to have enough surplus bees to collect surplus honey. If you just started your hive 4 weeks ago, you just completed your first brood cycle (numbers of bees will increase about half). You are just wanting to see your colony grow into at least one full deep brood box (or two mediums if you are going that route). You may struggle to complete a second full brood box before the end of our spring flow. This happens more than not so do not worry. You may need to feed sugar syrup again to help finish comb. Bees will not look at unfinished comb and decide they better finish pulling those frames. They need a reason that makes sense in their world. Feeding is the only way to get the bees to "think" like you do.

The key to the clover flows is soil moisture and sunny days. If summer heat comes early in June and the rains stop, the soil moisture will dry up and even if the clovers are still in bloom, the nectar will slow or stop. Keeping a bloom calendar and record when you first see plants bloom and when they quit. After a few years, you will know within a few days when plants will bloom in your area. There can also be a difference in bloom time between a city location and a rural location in the same county.

Swarming is still a possibility, especially if you have a package hive started in May and it is growing fast.

You want to concentrate on completing any comb building your bees have started. Moving partial combs to stronger or faster comb building hives will allow you to complete frames before the nectar runs out. Nectar flow can turn off overnight so you will hope to avoid putting on new foundation or empty frames the last of June if you can. Not that this is the end of the world if they only partially work that last super. It is just a bit of a nuisance to deal with partial combs with some nectar stored in them as well. Sharing comb between hives means sharing health between hives (good and bad health). If you suspect virus or AFB/EFB in any hives sharing those combs would be a bad idea. So you might dispose of comb coming from a sick hive and adding comb from a healthy hive, and replacing the losses with new frames.

Truthfully, however, I think the idea that your hives haven't already shared their maladies is a bit of wishful thinking but some people believe it can be avoided and it makes them feel good to try. That would mean of course sterilizing your hive tools (don't forget the frame grips, brush, and frames.)

If you have an over-wintered or start-up hive from mid-April that is still not a full 10/8 frames of bees and working strong in a second box, you might want to consider replacing that queen. You have just given her the best month of the year to expand the hive, if she didn't put a dent in that plan she won't improve. This is a hard lesson to learn and I still hesitate to make this decision even though I know this hive needs a queen change.

If this is the second season for your queen, you might also consider replacing her. Keeping (or more accurately, relying on) a queen longer than 2 seasons is a gamble.

Time to start thinking about harvesting honey. Remove and extract any supers of well-ripened honey. Some folks will run out of boxes or the hive stack is too high to work and they will extract to reuse or reduce the stack. A rule of thumb is if the frame is capped, the honey is ripe, however, checking the actual moisture content is the only way to know for sure. That said, I personally have never measured my honey's moisture content. I have always followed these tips and I have never had an issue. The second rule of thumb is that you can extract a frame even if it has open cells of honey as long as over 50% of the cells are capped.

Continued on Page 9

MARKETPLACE



Crooked Hill Beekeeping, LLC.

Bill and Tammy George

19133 LIV 355

Chillicothe, MO 64601

(660)214-0132

www.chbeekeeping.com

Open by appointment most days. Store is located on our farm; early, late and weekend hours are available.

Packaged bees and NUCs available in the spring. Locally manufactured high quality woodenware in stock.

We offer a complete line of beekeeping supplies and equipment. Including: Woodenware (assembly and painting available), frames, foundation, smokers, tools, bee suits, Bug Bafflers, veils, books, feed supplements, honey containers, extracting equipment, NUC boxes, materials to build your own hives.



Fisher's Bee Supplies

Ed Fisher


4005 N.E. 132nd Street

Smithville, MO 64089

816-532-4698

Monday through Friday from 9 am to 5 pm Saturdays after 8:30 am Call in advance to make sure we are here.

We carry a complete line of beekeeping supplies. See us for your woodenware, smokers, containers, foundation, extractors, beekeeping books, queens and package bees. We also have extractors for rent. We will trade your wax for supplies.



Moonstruck Meadery

"World Class Cider & Meads"

Brian Schlueter

President

brian@moonstruckmead.com

1006 W. 24 Ave, Bellevue, NE 68005

Tel: 402.871.5858 Fax: 402.779.8445

www.moonstruckmead.com

Jim Fisher 816-918-6648

Do you need your honey supers extracted? Contact Jim for custom extracting.



Heartland Honey and Beekeeping Supplies

Joli Winer and Cecil Sweeney

19201 S. Clare Rd

Spring Hill, KS 66083

(913) 856-8356

joli@heartlandhoney.com

Monday through Friday (closed Wednesday) from 10:30 am to 5:30 pm and by appointment.

We appreciate when you call your orders in ahead.

We carry a complete line of beekeeping supplies including woodenware, smokers, extractors, books, queens, package bees and containers. We will trade wax for supplies.



Bee Culture

The Magazine of American Beekeeping

Jordy's Honey

Robert Hughes

12333 Wedd Street

Overland Park, KS 66213

913-681-5777

www.beekeepers.com

Monday through Friday 8 am to 6pm

Weekends by appointment.

Please call in advance so we can have your supplies ready when you arrive. We carry a full line of beekeeping supplies. Bee hives, supers, frames, foundation, honey containers, smokers, beekeeping books, queens, packaged bees and much more.



Midwest Bee Removal
Rest at ease we will remove your bees

Matt Winstead
Owner/Technician
(816)217-4214

Brian Baber
Technician
(816)399-9884

Mattwins7@gmail.com
MWBeRemoval.com
[Facebook.com/midwestbeeremoval/](https://www.facebook.com/midwestbeeremoval/)



www.beeculture.com

(800) 289-7669

COMPLIMENTARY
2016 ABF MEMBERSHIP
FOR NEW MEMBERS!

You're
Comped!

http://abfnet.org/?comp



American Bee Journal:(217) 847-3324

AMERICAN BEE JOURNAL		Association Member Subscription <small>(Rates listed below are 25% below regular rates.)</small>													
<p>You Save 25%!*</p> <p><input type="checkbox"/> New <input type="checkbox"/> Renewal</p> <p><small>Prices good through Dec. 31, 2016</small></p> <p><small>Return white copy to: American Bee Journal, 51 S. 2nd St., Hamilton, IL 62341</small></p> <p><small>Retain yellow copy for your records.</small></p>		<table border="0" style="width: 100%;"> <tr> <th style="text-align: left;">U.S.</th> <th style="text-align: left;">Canada</th> <th style="text-align: left;">Foreign</th> </tr> <tr> <td><input type="checkbox"/> 1 Yr. \$21.00</td> <td><input type="checkbox"/> 1 Yr. \$37.75</td> <td><input type="checkbox"/> 1 Yr. \$45.00</td> </tr> <tr> <td><input type="checkbox"/> 2 Yr. \$39.75</td> <td><input type="checkbox"/> 2 Yr. \$74.00</td> <td><input type="checkbox"/> 2 Yr. \$85.75</td> </tr> <tr> <td><input type="checkbox"/> 3 Yr. \$56.25</td> <td></td> <td></td> </tr> </table>		U.S.	Canada	Foreign	<input type="checkbox"/> 1 Yr. \$21.00	<input type="checkbox"/> 1 Yr. \$37.75	<input type="checkbox"/> 1 Yr. \$45.00	<input type="checkbox"/> 2 Yr. \$39.75	<input type="checkbox"/> 2 Yr. \$74.00	<input type="checkbox"/> 2 Yr. \$85.75	<input type="checkbox"/> 3 Yr. \$56.25		
U.S.	Canada	Foreign													
<input type="checkbox"/> 1 Yr. \$21.00	<input type="checkbox"/> 1 Yr. \$37.75	<input type="checkbox"/> 1 Yr. \$45.00													
<input type="checkbox"/> 2 Yr. \$39.75	<input type="checkbox"/> 2 Yr. \$74.00	<input type="checkbox"/> 2 Yr. \$85.75													
<input type="checkbox"/> 3 Yr. \$56.25															
<p>Subscriber's Name _____</p>		<p>Association <u>Midwestern Beekeepers Association</u></p>													
<p>Address _____</p>		<p>Secretary's Name <u>Wesley Johnston, Treasurer</u></p>													
<p>Address _____</p>		<p>Address <u>401 NW Heady Avenue</u></p>													
<p>City, State, Zip _____</p>		<p>Address _____</p>													
<p>Phone _____</p>		<p>City, State, Zip <u>Ferrelview, MO 64163</u></p>													
<p>Email _____</p>		<p>Phone <u>(816) 392-4960</u></p>													

You can expand this to include the ratio between all frames rather than by the frame. So if you have one fully capped frame and one only 1/4 capped, you can extract both frames fully and your moisture content should be ok. The last tip is turn the frame on it's side with the open cells facing down and shake. If nectar drips out it is not ripe enough. Because we have some very humid summers, the bees may not cap their honey due to the high humidity.

Time to begin thinking about your varroa mite populations. Their numbers have been growing all spring and once you have your honey off, you can sample the brood nest more easily. To determine if your mite count is too high: 50 or more mites drop on a sticky board in a 24-hour period or 5 mites per 100 bees are found using a sugar shake or alcohol wash.

HONEY BLONDIES
2016 American Honey
Queen Kim Kester

Ingredients:

1 C. HONEY
3/4 C. butter or margarine, softened
1 egg
1 tsp. vanilla extract
2 C. all-purpose flour
1/2 tsp. baking powder
1/2 C. semisweet chocolate chips
1/2 C. chopped toasted pecans

Directions:

In medium bowl, cream HONEY and butter until light and fluffy. Beat in egg and vanilla. Add flour and baking powder; mix until combined. Fold in chocolate chips and pecans. Spread batter into greased 9" x 9" square baking dish. Bake at 350°F for 40 minutes, or until wooden toothpick inserted near center comes out clean. Allow to cool completely. Cut into squares.



Youth Scholarship

By Cathy Misko

Thank you everyone who gave generously to the YSP Silent Auction through preparing, building, sewing, bringing in your donations, AND by bidding on all the goodies! As our 5th year providing the silent auction, it is always exciting to see what everyone brings in and a thrill to take home new items! With the abundance of honey plants, this event was a gardener's dream! The association raised about \$550 through the auction and \$300 via the Queen Raffle. "Long live your queens" and "royal thanks" to: Big Island Hawaiian Queens, Cory Stevens, and Gardener Spell Bee Queens! Midwestern takes great pride and receives inspiration through each scholarship student. Thanks to you, our program is successful with 36 beekeeping awards given to date! YSP is close to my heart and if interested in helping with the program, please contact me as my term ends this October. Never ending "thanks" to YOU...Cathy Misko, (660) 656-3485.

Queen Winners:

Here are contacts for you to drop the Queen Breeders a line of thanks; they would appreciate some news on how your new "Royalty" is doing.

Gardener's Apiaries
510 Patterson Road
Baxley, GA 31513

Olivarez Hawaiian Honey Bees, Inc.
P.O. Box 847
6398 County Road 20 West
Orland, CA 95963

Cory Stevens
21483 County Rd 237
Bloomfield, MO 63825

Labeling and Commercial Kitchen Requirements

<http://www.moga.mo.gov/mostatutes/stathtml/26100002411.html>

Rules for Labeling Honey Products:

<http://www.honey.com/honey-industry/honey-testing-and-regulations/honey-labeling/>

No Sales Tax Required When Selling at Farmer's Markets

<http://www.moga.mo.gov/mostatutes/stathtml/14400005271.html>

Queen Rearing Advance Workshop

Saturday, July 9, 2016

8:00-4:00

Heartland Beekeeping Partnership

Welcomes

Cory Stevens, Dexter MO

Certified Master Beekeeper and VSH Queen Breeder

Powell Gardens, Kansas City's Botanical Gardens

1609 N.W. US Highway 50, Kingsville, MO 64061

On-Line Registration @ www.powellgardens.org

Cory and his wife Jaime are gifted with two children, Jade Olivia and Camden Lane. They manage 80-100 colonies and run a queen breeding operation focused on pest and disease resistant traits (VSH and hygienic genetics.) To propagate and select the hardiest of genetics, Cory avoids treatments in his colonies. He is "focused on breeding disease-resistant honey bees; bees that can naturally keep a clean disease-free brood nest." Acclaimed throughout the State, he served as Past Southeast Director for Missouri State Beekeepers Association and presently is in high demand to instruct quality queen rearing workshops.

As a 2013 Certified Master Beekeeper by Eastern Apicultural Society of North America Education (EAS) and trained and outfitted by Susan Cobey in 2014 to instrumentally inseminate queen honeybees, Cory's queen breeding operation has proven success. Cory currently works as Sr. Trade Relations Rep. for Nestle Purina Petcare, but hopes to retire early and do their bee business full time.

This intensive queen rearing workshop is formulated for those with two/three years of beekeeping experience, has a 35 class size limit, and will address:



- **The Biology of Queen Rearing**
- **Equipment needed for Queen Rearing**
- **Stock Selection and Breeding for Mite Resistance**
- **Setting up a Starter Finisher**
- **Grafting (PowerPoint before "hands-on" grafting practicum)**
- **Utilizing Mating Nucs**
- **Minimalist Techniques (Natural Design, Jenter Method, etc.)**

For more Information
Cathy Misko (660) 656-3485
cathymisko@earthlink.net

Bruce Bird (573) 308-4403
birdb1@mac.com

**Heartland Beekeeping Partnership
Queen Rearing Workshop 2016 Registration Form
Powell Gardens, Kansas City's Botanical Gardens
1609 N.W. US Highway 50, Kingsville, MO 64061**

Online Registration @ www.powellgardens.org

Saturday, July 9, 2016, 8:00-4:00 @ Powell Gardens, Kingsville, MO (816) 697-2600

(PRINT)

NAME _____

ADDRESS _____

CITY _____ STATE _____ ZIP+4 _____

PHONE _____

Email address _____

Club or association affiliation _____

How did you learn about this class? _____

How many years beekeeping? _____ How many colonies? _____

Beekeeping Focus: Hobby__Pollination__Honey__Products__Breeding__Nucs__Queens__Comb__Other?__

***The registration fee is per person; additional people in the family may attend for an additional \$85.00.**

Fees include grafting supplies, textbook, a box lunch, refreshments, and garden admittance

- Check -Vegetarian Lunch Option # _____
- Check for Regular Lunch Option # _____

Pre-registration Required to Guarantee Your Spot

(Class Limited to 35)

Workshop Registration Fees:

Primary Registrant Name: _____ \$85.00

***Additional Family members who will be attending @ \$85.00/each**

Name: _____ \$85.00

Name: _____ \$85.00

After June 25th add \$10.00 per registrant X _____ (Extra fee payable to HBeeP at the door)
Total \$ _____

Registrations must be postmarked by June 25th to receive the pre-registration price.

Make checks payable to: Powell Gardens

On line Registration @ www.powellgardens.org

or

Mail Registrations to:

Cathy Misko

321 SW 58 Hwy

Centerview, MO 64019

For more information

Cathy Misko (660) 656-3485 or Bruce Bird (573) 308-4403

cathymisko@earthlink.net birdb1@mac.com

Helpful Workshop Hints: Bring magnifying eye glasses, head light, and cooler to transport grafted cells home to transfer to your finishing hive.



Wanda Johnston
401 NW Heady Avenue,
Ferrelview MO 64163-1413
ADDRESS SERVICE REQUESTED

Non-Profit Organization

U.S. POSTAGE
PAID
Warrensburg, MO
64093
Permit No. 16

General Meeting


Thursday June 16th, 2016

6:30 PM

Q&A Session for
Beginning Beekeepers

7:00 PM

General Meeting
Bass Pro Shop
Independence MO



2016 General Meeting Dates

Thursday, July 21st, 7:00 PM
Sunday, August 7th, 2:30 PM, Picnic
Thursday, September 15th, 7:00 PM
Thursday, October 20th, 7:00 PM
Sunday, November 13th, 2:30 PM
December Potluck, TBA

2016 Value Added Meeting Dates

Monday, July 11th, 7:00 PM
Monday, August 1st, 7:00 PM
Monday, September 26th, 7:00 PM
Thursday, November 3rd, 7:00 PM
Thursday, December 1st, 7:00 PM